

THE STATE UNIVERSITY OF NEW JERSEY  
**RUTGERS**  
**COOPERATIVE**  
**EXTENSION**  
New Jersey Agricultural Experiment Station  
[www.roe.rutgers.edu](http://www.roe.rutgers.edu)

4H239

**4-H** 

# My 4-H Robotics Record Book



Member name: \_\_\_\_\_

Birth date: \_\_\_\_/\_\_\_\_/\_\_\_\_ Grade: \_\_\_\_ 4-H county: \_\_\_\_\_

Address: \_\_\_\_\_

Phone: \_\_\_\_\_ Years in Project: \_\_\_\_\_

Name of club in which I am completing this project: \_\_\_\_\_

\_\_\_\_\_ 4-H Year: \_\_\_\_\_

Club leader's name: \_\_\_\_\_

## End-of-Year Signatures

At the end of the 4-H year, when your record book is complete, your 4-H club leader will probably ask to see this record book or she may also review it during the year.

By signing below, I am stating that I have completed this record book myself and, to the best of my knowledge, the information included in it is correct.



4-H member signature	Date

By signing below, I am stating that I am familiar with this work and, to the best of my knowledge, the member completed this record book and the information included in it is correct.

Title	Signature	Date
Parent		
4-H club leader		



**This book is largely duplicated from the General-Purpose 4-H Record Book by:**

Keith G. Diem, Ph.D., Program Leader in Educational Design, 1998.  
Revised September 2003.

© 1998-2003, Rutgers Cooperative Extension.

Visit the NJ 4-H web site: [www.nj4h.rutgers.edu](http://www.nj4h.rutgers.edu)

**Customized by:** Kathleen Goldberg, M.S.C.S., 4-H Volunteer & Club Leader, 2011.

## Purpose of Your Record Book


This is your annual 4-H Robotics Record Book that you will use for keeping track of your robotics projects this year. You will write down what you wish to accomplish, what you do, and what you learn.

Keeping a Robotics Record Book will help you to

- Learn how to organize yourself
- Learn how to set reasonable goals for yourself
- Recognize and explain what things you learned in your 4-H project
- Keep track of costs of your project
- Meet requirements to participate in some county, state, or national 4-H events.



## Member In Good Standing Requirements



In general, all 4-H members are expected to meet the following standards each year. These are minimum requirements.

- Attend at least 70 percent of regular club meetings and/or activities (exceptions can be made for unavoidable scheduling conflicts).
- Complete a 4-H project, doing one's own work with minimal assistance from parents or others.
- Give a club or county 4-H public presentation.
- Complete a project record book.

## How This Record Book Is Organized

This record book has four main sections:

- Starting Out - My goals for the 4-H year
- Along the Way - Keeping track of what I do
- Looking Back - What I learned this year
- Thinking Ahead - My goals for next year



## Starting Out - My goals for the 4-H year



The beginning of the 4-H year is a good time to begin thinking about what you'd like to do or learn in 4-H during the upcoming months. List some of your goals for the year and what plan you have to accomplish your goals. Talk to your leader and parents to decide what goals are realistic to try and possibly to finish this year.

Examples:


My Goals for this Year	What I Need to Do to Reach this Goal
I will learn how to give a club presentation	Pick a topic good for me. See how others do it. Practice my presentation then give it at a club meeting.
I will learn how to build and program a Mindstorms robot.	
I will help others in my club with what I know about the Mindstorms kits.	
I will participate in a community service activity with my club.	

## My Goals for the 4-H Year


My Goals for this Year	What I Need to Do to Reach this Goal

### Signatures for Goal Setting:


I will work toward the above goals I have set for myself for the upcoming 4-H year to the best of my ability:

 \_\_\_\_\_ (Member signature)      \_\_\_\_\_ (Date)

I will support my son's/daughter's goals for the upcoming 4-H year:

 \_\_\_\_\_ (Parent signature)      \_\_\_\_\_ (Date)

I will help support this member's goals for the upcoming 4-H year:

 \_\_\_\_\_ (4-H Leader signature)      \_\_\_\_\_ (Date)

# Along the Way – Keeping Track of What I Do – Robotics

## Robotics Project Notes (Repeat this page for each robot you build)

Date \_\_\_\_\_ Robot Name \_\_\_\_\_

Sensors Used \_\_\_\_\_

What does this robot do? \_\_\_\_\_

\_\_\_\_\_

\_\_\_\_\_

What troubleshooting did I have to do to make it work right?

\_\_\_\_\_

\_\_\_\_\_

\_\_\_\_\_

Was this project fun? Why or why not? \_\_\_\_\_

\_\_\_\_\_

\_\_\_\_\_



## Along the Way – Keeping Track of What I Do Project Finances

It is likely that you spent some money on your 4-H project(s) this year. This section will help you keep track of what it cost to complete your project(s).

### (E) Expenses

This section is where you can keep track of what materials, supplies, and equipment you purchased or used for your project, and what is cost to use.

Don't forget: items purchased, entry fees, club dues, cost of repairs.

Date	Description of Expense	Cost (\$)
<i>Example: 10/15/2011</i>	<i>Supplies for making poster to present my robot.</i>	<i>\$22.00</i>
Total Expenses	(Add up all expenses from above and put total in the box to the right)	

### (I) Income

List any income received from your project this year. For instance, sales of project-related items or cash prizes from contents or exhibitions. If your project had no income, list "None" under Description and "0" under Total Income.

Date	Description of Expense	Cost (\$)
<i>Example: 12/15/2011</i>	<i>Sold Lego figure I created.</i>	<i>\$5.00</i>
Total Income	(Add up all income from above and put total in the box to the right)	





## Looking Back - What I learned this year

This section is to be completed at the end of the 4-H year. It is meant to help you look back on all that you learned during the past year. This section includes the following parts:

- My goals completed
- Knowledge and skills I gained
- The three most important things I learned
- Telling my story



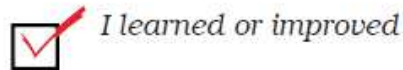
### My goals completed

Look back on the goals you set for yourself at the beginning of the year. How well did you meet those goals? If you added new goals during the year, add them and explain them below.

My goals for this year	How well did each goal get met?
<i>Example: I will learn how to give a public presentation.</i>	<i>I attended county public presentation workshop. I had to change my topic three times. I should have practiced my presentation more before I gave it at the club meeting. I will start planning and practicing earlier next year!</i>

### Knowledge and skills I gained

There are many things to learn in 4-H. Check each item below that you learned or improved in 4-H during the past year.



#### Personal Skills

- To set goals for myself
- How to organize myself
- How to finish something I started
- How to pay attention to instructions
- To feel good about myself
- Knowledge of my project
- To be proud of my accomplishments
- To make something with my hands
- To follow directions
- To try something new
- To accept change
- How to keep records of important information in my project
- To take responsibility for my own words and actions
- What is important to me
- What I am interested in
- How to get more information about something I am interested in
- How to satisfy my curiosity about a new subject
- To deal with winning and losing gracefully
- How to be careful and practice safety
- To explore a career interest
- How to make wise choices and decisions
- New words and how to use them
- How different things relate to each other
- To appreciate my cultural heritage
- To keep track of finances

#### Working with other people

- How to listen to other people
- Parliamentary procedure
- How to lead others
- How to solve problems
- How to run a business meeting
- How to participate in a business meeting
- How to work with adults
- How to give a public presentation
- To feel comfortable speaking in front of a group
- How to help others succeed
- To understand my strengths and weaknesses
- To make new friends
- How to get along with other kids
- To accept people who are different from me
- How to work on a committee
- How to work with the club to complete a community service project
- How to give the 4-H Pledge
- How to work with other kids
- To respect someone else's feelings



Feel free to add any other items not listed above in the space below.

- \_\_\_\_\_
- \_\_\_\_\_
- \_\_\_\_\_

### The three most important things I learned



Even if you learned a lot of different things in 4-H, think of what was the most important for you. Then, list the three most important things you learned in this project during the past year in the boxes below. For instance, I learned how to groom my cat, I learned that working with senior citizens is challenging but also fun, I learned to speak in front of my club without being afraid.

<b>The three most important things I learned in this project during the past year were ...</b>
1.
2.
3.

### Telling my story

Keeping in mind the knowledge and skills you said you learned from the items you checked above, write a story that explains what you gained this past year in 4-H. Use specific examples that are unique to you whenever possible. Feel free to relate what you learned in 4-H to school, family, or other activities in your life. Use extra pages if needed. Attach photos or clippings on additional pages of this book if it helps tell your story better. Don't forget to label them with captions if you do.



4-H is proud of what 4-H members learn and sometimes likes to use excerpts (parts) of stories 4-H'ers write in 4-H publicity. If you do *not* want your information shared, please let us know by checking one of the boxes below:

- Do not use my story for any 4-H publicity.
- If you use my story, do not credit my name.


(Begin your story on the next page)

## **My 4-H Story**

(To continue 4-H Story, attach additional pages if necessary.)

## Thinking Ahead - My goals for next year

Now is a good time to begin thinking about what you'd like to do or learn in 4-H next year. List some of your goals for next year and what plan you have to accomplish your goals.



My goal for next year	What I need to do to reach this goal

*Feel free to attach additional pages to this record book if needed.*



## The 4-H pledge

I PLEDGE ...

... my HEAD to clearer thinking,  
... my HEART to greater loyalty,  
... my HANDS to larger service,  
... and my HEALTH to better living,  
for my club, my community,  
my country, and my world.

## 4-H motto

"To Make the Best, Better"

## 4-H slogan

"Learn by Doing"

